

Additional Applications

Sma Thro

SMART THRO-CON



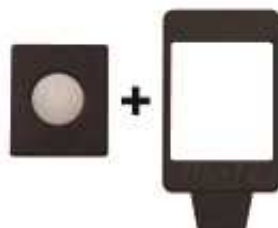
1 スイッチ本体+
サービスパネルアダプター



2 スイッチ本体+アダプター



3 スイッチ本体のみ



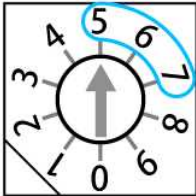
【 Product Characteristics 】

- For the『BLITZ THROTTLE CONTROLLER』series, a reasonably priced and stylishly installable, 【Sma Thro】 has arrived.
- A newly developed compact switch for the control unit has been employed. There are 3 ways of installation from just the compact switch alone, as well as with either the switch adapter or the service panel. (Service panels are only available for specific models. For further information please check our application list)
- The compact switch and switch adapter are standardly included.
- There are manufacturer specific service panel applications for Toyota, Nissan, and Honda. The switch can be simply installed in an open genuine service panel. (The service panel may not be installable if the shape of the panel is different or there are no openings on your vehicle.)
- Due to the employment of an ultra-power saving circuit, a +12V electrical wiring is unnecessary. Designed to operate just by connecting on.
- Error from excessive changes in ratio is diminished by the TTL control.
- The driver can select from a total of 10 modes. They include, 2 types of 『AUTO』 mode, 2 『ECO』 mode for fuel efficient driving, 3 『Mild』 mode for smooth acceleration with no steps, and 3 『SPORT』 mode where linear acceleration is possible.
- In 『AUTO』 mode, the 【Sma Thro】 will automatically adjust the opening of the acceleration to its optimum level.
- The mode can be easily changed from the rotary switch on the main unit.
- The unit is compatible with the Reverse Cancel Harness. (Sold separately) This safety function automatically returns the throttle to normal when the gear is put into reverse.
- By attaching the Reverse Cancel Harness (Sold separately), an ON/OFF function can be selected during ignition. When the setting is ON, the main unit will be turned ON after ignition without any troublesome operations.

【 Modes 】

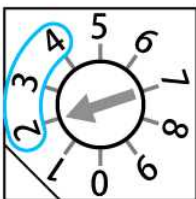
● ECO・MILD・SPORT Mode

The ECO, MILD, and SPORT Mode on the SmaThro will alter the acceleration response at a constant ratio.



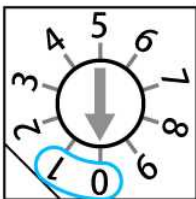
SPORT Mode (3 settings)

SPORT mode is able to produce a significantly sharper and quicker response than stock. The response ratio increases as the number becomes larger.



MILD Mode (3 settings)

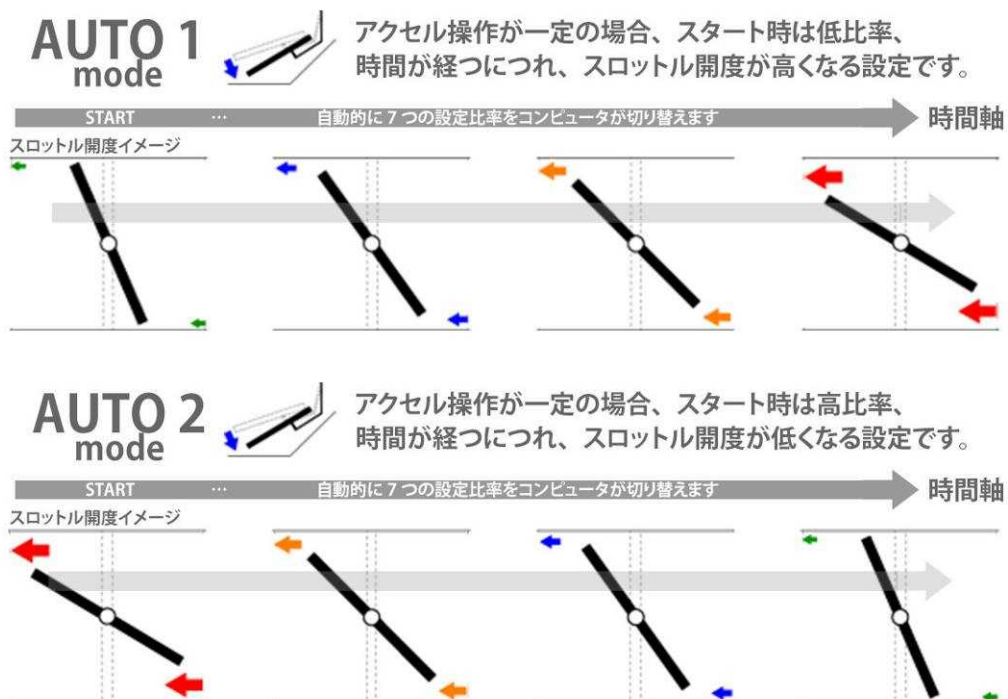
Standard mode to assist your driving with a larger response curve compared to stock. The response ratio increases as the number becomes larger.



ECO Mode (2 settings)

ECO driving is made possible by making the response milder. Perfect for drivers who want to improve their gas mileage or feel that the stock response is over sensitive.

● AUTO Mode



BLITZ INFORMATION

Product Information			
Code No.	JAN Code	MSRP	Service Panel
BSSG1	4959094155102	¥19,800	TOYOTA TYPE-1
BSSG2	4959094155119	¥19,800	TOYOTA TYPE-1
BSSJ1	4959094155140	¥19,800	
BSSP2	4959094155164	¥19,800	HONDA TYPE-1
BSSQ1	4959094155171	¥29,800	NISSAN TYPE-1

Information on Vehicle Compatibility

Vehicle	Model Year	Model	E/G Model	Remarks	Code No.
TOYOTA					
C-HR	2018/05-	NGX10	8NR-FTS	<Toyota Safety Sense> Compatible	BSSG2
VITZ GR	2017/09-	NCP131	1NZ-FE	<Toyota Safety Sense> Compatible	BSSG2
VITZ GR SPORT	2017/09-	NCP131	1NZ-FE	<Toyota Safety Sense> Compatible	BSSG2
		NHP130	1NZ-FXE	<Toyota Safety Sense> Compatible	BSSG2
VITZ GRMN	2018/06-	NCP131	2ZR-FE	S/C	BSSG2
VOXY GR SPORT	2017/09-	ZRR80W	3ZR-FAE	<Toyota Safety Sense> Compatible	BSSG2
NOAH GR SPORT	2017/09-	ZRR80W	3ZR-FAE	<Toyota Safety Sense> Compatible	BSSG2
HARRIER GR SPORT	2017/09-	ZSU60W, ZSU65W	3ZR-FAE	<Toyota Safety Sense> Compatible	BSSG2
		ASU65W	8AR-FTS	<Toyota Safety Sense> Compatible	BSSG2
PRIUS α GR SPORT	2017/12-	ZVW41W	2ZR-FXE	<Toyota Safety Sense> Compatible	BSSG2
NISSAN					
GT-R	2007/12-	R35	VR38DETT	Compatible with all models	BSSQ1

BLITZ INFORMATION

Information on Vehicle Compatibility

Vehicle	Model Year	Model	E/G Model	Remarks	Code No.
MITSUBISHI					
ECLIPSE CROSS	2018/03-	GK1W	4B40	2WD/4WD Compatible <e-Assist> Compatible	BSSJ1
SUBARU					
SAMBER	2015/04-	S321B, S331B	KF-VE, KF-DET	Compatible with all models <Smart Assist III> Compatible	BSSG1
DIAS WAGON	2015/04-	S321N, S331N	KF-DET	Compatible with all models <Smart Assist III> Compatible	BSSG1
HONDA					
VEZEL	2018/02-	RU1, RU2	L15B	<Honda SENSING> Compatible	BSSP2
VEZEL HYBRID	2018/02-	RU3, RU4	LEB	<Honda SENSING> Compatible	BSSP2
JADE	2018/05-	FR4	LEB	<Honda SENSING> Compatible	BSSP2
		FR5	L15B	<Honda SENSING> Compatible	BSSP2

- ※ This product does not change the maximum output of the vehicle.
- ※ The feeling of improvement in acceleration and response will differ between people.
- ※ This product can only be used on vehicles with genuine electronic throttle control.

For further information on compatibility, please view the BLITZ POWER SITE listed below or contact the support center.