

Additional Applications

Sma Thro

SMART THRO-CON




1 スイッチ本体+
サービスパネルアダプター



2 スイッチ本体+アダプター



3 スイッチ本体のみ



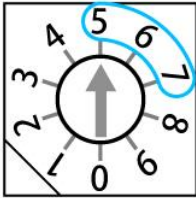
● 【 Product Characteristics 】

- For the『BLITZ THROTTLE CONTROLLER』series, a reasonably priced and stylishly installable, 【Sma Thro】 has arrived.
- A newly developed compact switch for the control unit has been employed. There are 3 ways of installation from just the compact switch alone, as well as with either the switch adapter or the service panel. (Service panels are only available for specific models. For further information please check our application list)
- The compact switch and switch adapter are standardly included.
- There are manufacturer specific service panel applications for Toyota, Nissan, and Honda. The switch can be simply installed in an open genuine service panel. (The service panel may not be installable if the shape of the panel is different or there are no openings on your vehicle.)
- Due to the employment of an ultra-power saving circuit, a +12V electrical wiring is unnecessary. Designed to operate just by connecting on.
- Error from excessive changes in ratio is diminished by the TTL control.
- The driver can select from a total of 10 modes. They include, 2 types of 『AUTO』 mode, 2 『ECO』 mode for fuel efficient driving, 3 『Mild』 mode for smooth acceleration with no steps, and 3 『SPORT』 mode where linear acceleration is possible.
- In 『AUTO』 mode, the 【Sma Thro】 will automatically adjust the opening of the acceleration to its optimum level.
- The mode can be easily changed from the rotary switch on the main unit.
- The unit is compatible with the Reverse Cancel Harness. (Sold separately) This safety function automatically returns the throttle to normal when the gear is put into reverse.
- By attaching the Reverse Cancel Harness (Sold separately), an ON/OFF function can be selected during ignition. When the setting is ON, the main unit will be turned ON after ignition without any troublesome operations.

【 Modes 】

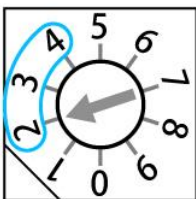
● ECO・MILD・SPORT Mode

The ECO, MILD, and SPORT Mode on the SmaThro will alter the acceleration response at a constant ratio.



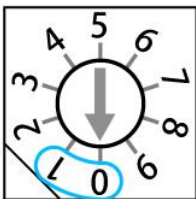
SPORT Mode (3 settings)

SPORT mode is able to produce a significantly sharper and quicker response than stock. The response ratio increases as the number becomes larger.



MILD Mode (3 settings)

Standard mode to assist your driving with a larger response curve compared to stock. The response ratio increases as the number becomes larger.

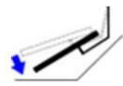


ECO Mode (2 settings)

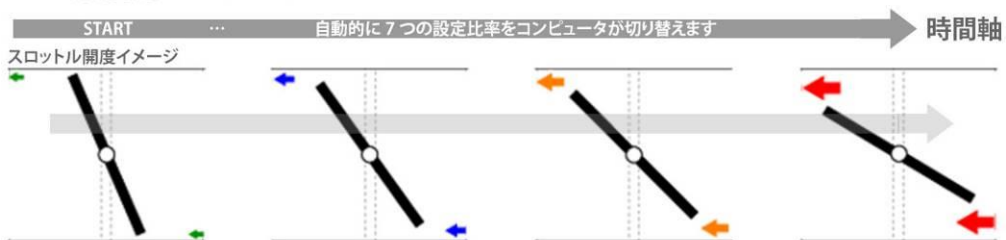
ECO driving is made possible by making the response milder. Perfect for drivers who want to improve their gas mileage or feel that the stock response is over sensitive.

● オートモード

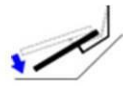
AUTO 1 mode



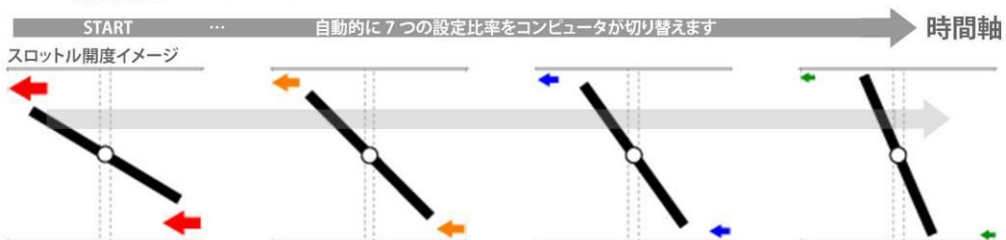
アクセル操作が一定の場合、スタート時は低比率、時間が経つにつれ、スロットル開度が高くなる設定です。



AUTO 2 mode



アクセル操作が一定の場合、スタート時は高比率、時間が経つにつれ、スロットル開度が低くなる設定です。



BLITZ INFORMATION

Product Information			
(Code No.)	(JAN Code)	(MSRP)	(Service Panel)
BSSB1	4959094155010	¥19,800	NISSAN TYPE-1
BSSC1	4959094155041	¥19,800	
BSSG1	4959094155102	¥19,800	TOYOTA TYPE-1
BSSG2	4959094155119	¥19,800	TOYOTA TYPE-1
BSSG3	4959094155126	¥19,800	TOYOTA TYPE-1
BSSG4	4959094155133	¥19,800	
BSSP2	4959094155164	¥19,800	HONDA TYPE-1
ASSM1	4959094155829	¥23,000	

Information on Vehicle Compatibility

(Vehicle)	(Model Year)	(Model)	(E/G Model)	(Remarks)	(Code No.)
TOYOTA					
86 GR SPORT	18/07-	ZN6	FA20		BSSG1
CROWN HYBRID	18/06-	AZSH20, AZSH21	A25A-FXS	<Toyota Safety Sense> Compatible	BSSG2
SIENTA	18/09-	NSP170G, NSP172G, NCP175G	2NR-FKE, 1NZ-FE	Before and After MC, <Toyota Safety Sense> Compatible	BSSG2
		NHP170G	1NZ-FXE	Before and After MC, HYBRID, <Toyota Safety Sense> Compatible	BSSG2
HIACE	17/12-	GDH201V/K, GDH206V/K, GDH211K, GDH221K, GDH226K, GDH223B	1GD-FTV	<Toyota Safety Sense> Compatible	BSSC1
PASSO	18/10-	M700A, M710A	1KR-FE	Before and After MC, <Smart Assist III> Compatible	BSSG1
PIXIS EPOCH	17/05-	LA350S, LA360S	KF-VE	< Smart Assist III> Compatible	BSSG1
PIXIS TRUCK	14/09-	S500U, S510U	KF-VE	< Smart Assist III> Compatible	BSSG1
MARK X GR SPORT	17/09-	GRX130, GRX133	4GR-FSE, 2GR-FSE		BSSG1
LAND CRUISER PRADO	15/06-	TRJ150W, GDJ150W, GDJ151W	2TR-FE, 1GD-FTV	<Toyota Safety Sense> Compatible	BSSG1
REGIUS ACE	17/12-	GDH201V/K, GDH206V/K, GDH211K, GDH221K, GDH226K	1GD-FTV	<Toyota Safety Sense> Compatible	BSSC1

BLITZ INFORMATION

Information on Vehicle Compatibility

(Vehicle)	(Model Year)	(Model)	(E/G Model)	(Remarks)	(Code No.)
NISSAN					
NV350 CARAVAN	17/07-	VR2E26, CS4E26, CS8E26, KS2E26, KS4E26, VW2E26, VW6E26, CW4E26, CW8E26	QR20DE, QR25DE, YD25DDTi	Before and After MC, <Emergency Braking> Compatible	BSSB1
NOTE e-POWER	18/07-	SNE12	HR12DE	<Emergency Braking > Compatible	BSSB1
NOTE e-POWER AUTECH	18/07-	HE12, SNE12	HR12DE	<Emergency Braking > Compatible	BSSB1
NOTE e-POWER NISMO S	18/09-	HE12	HR12DE	<Emergency Braking > Compatible	BSSB1
NOTE AUTECH	18/07-	E12, NE12	HR12DE	<Emergency Braking > Compatible	BSSB1
LEAF NISMO	18/07-	ZE1	EM57	<Emergency Braking > Compatible	BSSB1
MAZDA					
CX-3	17/07-	DKEFW, DKEAW	PE-VPS, PE-VPR	<Advanced SCBS> Compatible	BSSG4
DEMIO	18/08-	DJ5FS, DJ5AS	S5-DPTS, S5-DPTR	Before and After MC, Diesel, <Advanced SCBS> Compatible	BSSG4
		DJLFS, DJLAS	P5-VPS	Before and After MC, 15MB, <Advanced SCBS> Compatible	BSSG4
ROADSTER	18/07-	ND5RC	P5-VP[RS], P5-VPR[RS]	Before and After MC	BSSG4
ROADSTER RF	18/07-	NDERC	PE-VPR[RS]	Before and After MC	BSSG4
SUBARU					
XV	17/05-	GT3, GT7	FB16, FB20	<Eyesight (Ver.3)> Compatible	BSSG1
SAMBAR TRUCK	14/09-	S500J, S510J	KF-VE	<Smart Assist IIIt> Compatible	BSSG1
PLEO PLUS	17/05-	LA350F, LA360F	KF-VE	< Smart Assist III > Compatible	BSSG1

BLITZ INFORMATION

Information on Vehicle Compatibility

(Vehicle)	(Model Year)	(Model)	(E/G Model)	(Remarks)	(Code No.)
HONDA					
CR-V	18/08-	RW1, RW2	L15B	Turbo, <Honda SENSING> Compatible	BSSP2
N-VAN	18/07-	JJ1, JJ2	S07B (Turbo/NA)	<Honda SENSING> Compatible	BSSP2
FREED	16/09-	GB5, GB6	L15B	<Honda SENSING> Compatible	BSSP2
FREED+	16/09-	GB5, GB6	L15B	<Honda SENSING> Compatible	BSSP2
SUZUKI					
CARRY	13/08-	DA16T	R06A (NA)	2WD/4WD	BSSG3
XBEE	17/12-	MN71S	K10C	2WD/4WD, Turbo, <Dual Sensor Braking Support> Compatible	BSSG3
JIMNY	18/07-	JB64W	R06A (Turbo)	<Dual Sensor Braking Support > Compatible	BSSG3
DAIHATSU					
HIJET TRUCK	14/09-	S500P, S510P	KF-VE	<Smart Assist IIIt> Compatible	BSSG1
BOON	18/10-	M700S, M710A	1KR-FE	Before and After MC, <Smart Assist III> Compatible	BSSG1
MIRA e:S	17/05-	LA350S, LA360S	KF-VE	<Smart Assist III> Compatible	BSSG1
MIRA TOCOT	18/06-	LA550S, LA560S	KF-VE	<Smart Assist III> Compatible	BSSG1
BMW					
MINI COOPER S	18/05-	CBA-XR20	B48A20A	F56 2.0L Turbo	ASSM1
MINI COOPER SD	18/05-	LDA-XN20M	B47C20A	F56 Diesel	ASSM1

- ※ This product does not change the maximum output of the vehicle.
- ※ The feeling of improvement in acceleration and response will differ between people.
- ※ This product can only be used on vehicles with genuine electronic throttle control.

For further information on compatibility, please view the BLITZ POWER SITE listed below or contact the support center.

<http://www.blitz.co.jp/>