

Additional Applications

Thro Con

THROTTLE CONTROLLER



【 Product Characteristics 】

- Evolved from the previous Throttle Controller, finer levels of control is possible.
- Visibility is improved compared to previous models due to the VA system that shows higher levels of contrast on the Liquid Crystal Display.
- A standard model and a hybrid model for hybrid vehicles are lined up.
- The accelerator position sensor is designed to operate just by connecting on. Easy installation with only a +12V electrical wiring.
- There are a total of 20 modes to choose from such as 5 『ECO』 mode for fuel efficiency, 10 『Sport』 mode for smooth acceleration, 5 『AUTO』 mode where the Control MAP of the level and length of the opening of the throttle is automatically selected.
- “Simple Mode Function” allows the driver to easily access the top 5 most frequently used modes.
- Other than a Bar Graph display, a Digital Numerical Display can show the output side of the throttle opening.
- A warning function is equipped to indicate the driver to go easy on the throttle for fuel efficient driving. The indicator can be set at 10% increments between throttle openings between 30%~90%.
- With the 『Reverse Cancel Harness』 (Sold separately) the throttle will automatically return to normal when put into reverse.
- Other than the standard 20 modes, with the 『Scramble Switch』 (Sold separately), 3 additional scramble mode can be accessed. The scramble length can be selected from 30 seconds, 180 seconds, and Constantly.
- The 『Start Control System』 (SCS) can control idling stop and sports mode functions during ignition. Idling stop function can be canceled and sports mode can be automatically selected during ignition to remove any troublesome operations. (Optional connection harness is necessary)

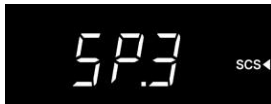
【 Modes 】

● ECO ・ SPORT Mode

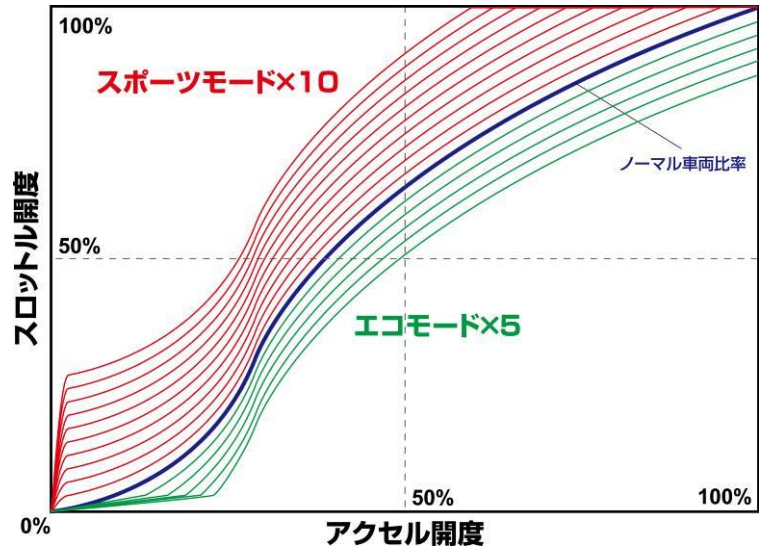
The ECO and SPORT mode changes the acceleration response while maintaining a consistent ratio.
SPORT mode includes SPORT 1~9 and MAX for a total of 10 modes.
As the mode number increases, the control ratio for response is increased. MAX has the highest ratio.
ECO mode includes ECO 1~5.
Compared to stock, the response becomes milder to support ecofriendly driving.



ECO4 (EC.4)



SPORT3 (SP.3)

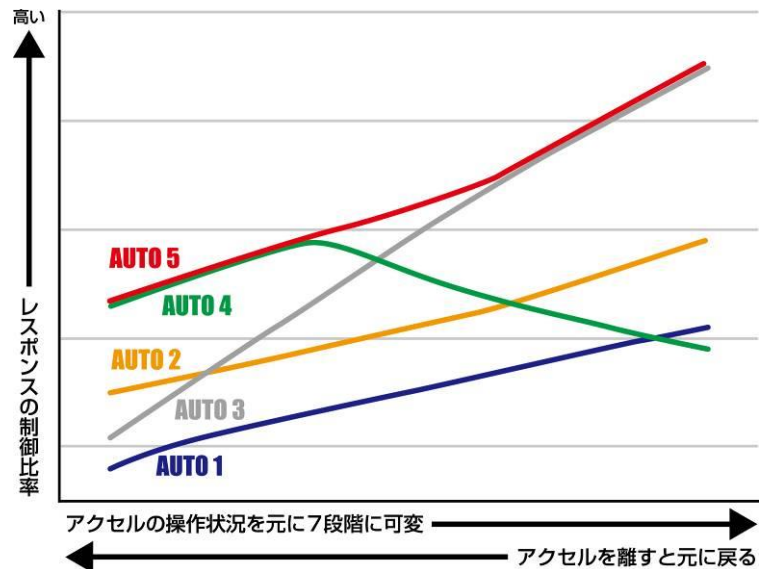


● AUTO Mode

During AUTO mode the computer automatically regulates the control ratio depending on the amount and time the throttle is opened.
The characteristic of each of the 5 modes are distinct to allow drivers to find their favorite setting.
When acceleration is released, the ratio will mirror the input values.
When the control ratio changes, the bar graph on the monitor will slide.



AUTO Mode Control Ratio
Display when changing to 4d



BLITZ INFORMATION

Product Information			
(Code No.)	(JAN Code)	(MSRP)	(Other Remarks)
BTSB1	4959094155317	¥40,000	
BTHG2	4959094155546	¥40,000	HYBRID
BTHG3	4959094155553	¥40,000	HYBRID

Information on Compatible Vehicles

(Vehicle)	(Model Year)	(Model)	(E/G Model)	(Remarks)	(Code No.)
TOYOTA					
RAV4	19/04-	AXAH52, AXAH54	A25A-FXS	<Toyota Safety Sense> Compatible	BTHG2
NISSAN					
DAYZ	19/03-	B43W,B44W, B45W,B46W, B47W, B48W	BR06 (Turbo/NA)	Turbo/NA, 2WD/4WD, <Intelligent Emergency Braking> Compatible	BTSB1
MAZDA					
FLAIR WAGON TOUGH STYEL	18/12-	MM53S	R06A (Turbo/NA)	2WD/4WD Mild Hybrid, <Dual Sensor Brake Support> Compatible	BTHG3
MITSUBISHI					
eK X	19/03-	B34W, B35W, B37W, B38W	BR06 (Turbo/NA)	Turbo/NA, 2WD/4WD, <FCM> Compatible	BTSB1
eK WAGON	19/03-	B33W, B36W	BR06 (NA)	2WD/4WD, <FCM> Compatible	BTSB1
SUZUKI					
SPACIA GEAR	18/12-	MK53S	R06A (Turbo/NA)	2WD/4WD, Mild Hybrid, < Dual Sensor Brake Support > Compatible	BTHG3

- ※ This product does not change the maximum output of the vehicle.
- ※ The feeling of improvement in acceleration and response will differ between people.
- ※ This product can only be used on vehicles with genuine electronic throttle control.

For further information on compatibility, please view the BLITZ POWER SITE listed below or contact the support center.