


Additional Applications

Power Thro

POWER & THROTTLE CONTROLLER



Installation on MITSUBISHI ek X

【 Product Characteristics 】

- In addition to controlling the acceleration response with the 「Thro Con」 function, the 『Power Thro』 is a next generation electronic part which increases power.
- The product includes a controller with high visibility VA LCD display, Thro Con Unit, Power Unit, and vehicle specific harnesses. All parts necessary for installation is enclosed in the vehicle specific packaging.
- For turbo vehicles the boost pressure is optimized. The characteristic of the torque output is controlled during the opening of the throttle in order to increase power. These revolutionary features were not possible with previous throttle controllers.
- For NA vehicles the amount of fuel that is injected is optimized for every moment of air intake. The characteristic of the torque output is controlled during the opening of the throttle in order to increase power.
- 20 modes in ECO, SPORT, AUTO as well as 5 additional SMART mode which analyzes the boost pressure and air flow voltage to feedback the load intensity to the Thro Con is included. Equipped with a diverse range of modes to fit your style of driving.
- In addition to the 25 modes, by equipping the Scramble Switch (sold separately) the Scramble Mode can be used. Select from 30 seconds, 180 seconds, and Continuous access to the scramble mode.
- Comes equipped with the Start Control System (SCS) function which controls the vehicle`s standardly equipped idling stop, sport mode functions to turn ON or OFF with ignition. The idling stop function can be automatically canceled and the sport mode can be engaged without any additional operation during engine start. (Optional harness is necessary)
- Safety function to return back to normal conditions when there are any trouble with the electrical wiring.

【 Modes 】

● SMART Mode (Only for PowerThro)

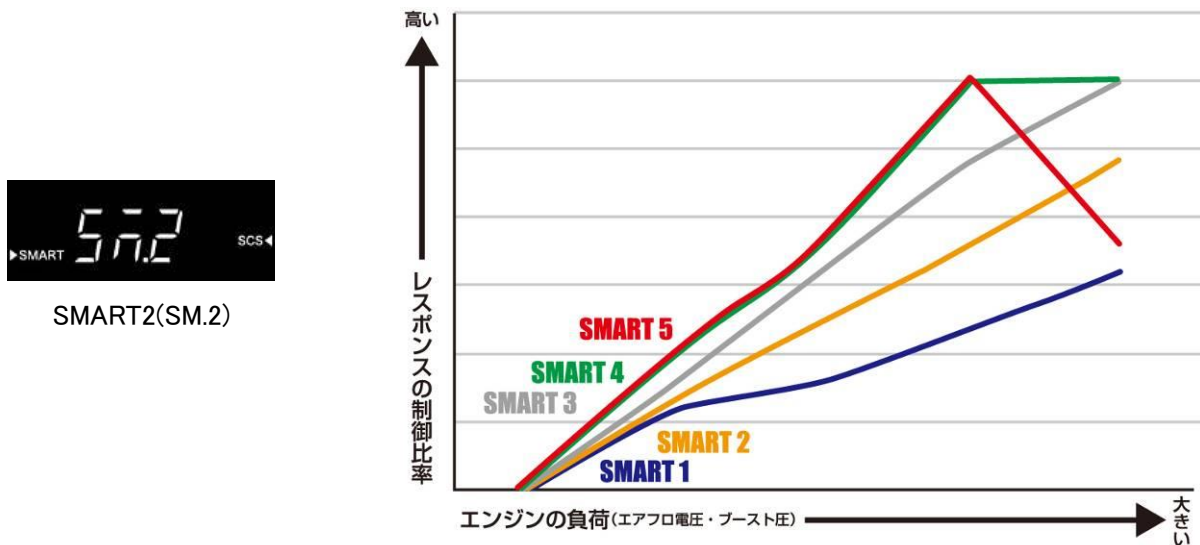
During SMART Mode, the engine's load intensity is calculated from the boost pressure or airflow sensor voltage in order to automatically change the acceleration response.

This function is only available for the PowerThro.

SMART Mode includes 5 distinct modes, SMART 1~5.

The graph below shows the characteristic of each mode.

As the engine's load intensity is increased (mainly in relation with RPM), the acceleration response is adjusted accordingly.



● ECO Mode SPORT Mode

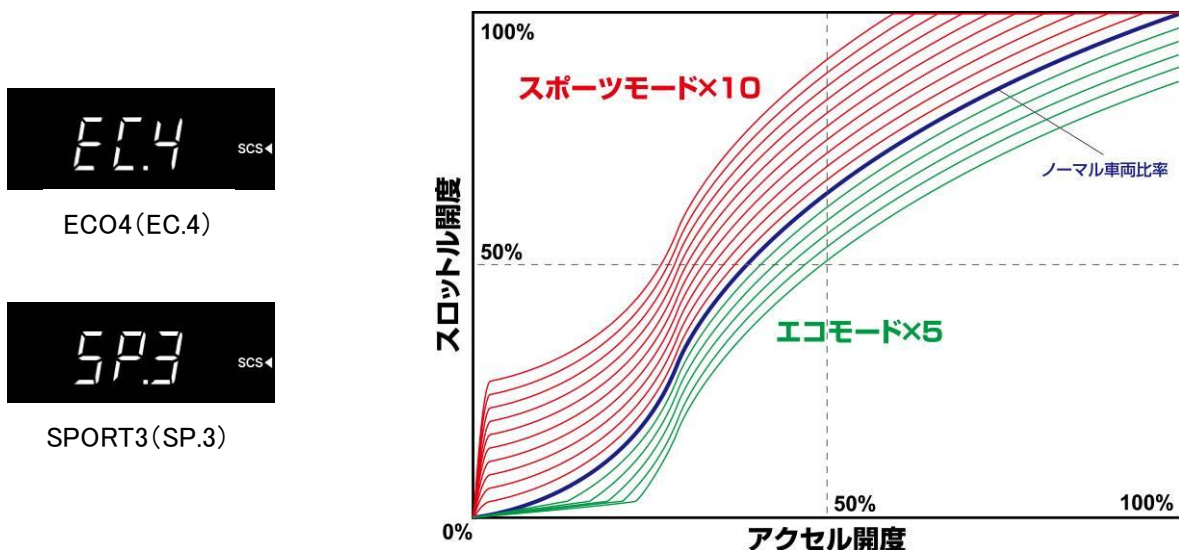
The ECO and SPORT mode changes the acceleration response while maintaining a consistent ratio.

SPORT mode includes SPORT 1~9 and MAX for a total of 10 modes.

As the mode number increases, the control ratio for response is increased. MAX has the highest ratio.

ECO mode includes ECO 1~5.

Compared to stock, the response becomes milder to support ecofriendly driving.



BLITZ INFORMATION

● AUTO Mode

During AUTO mode the computer automatically regulates the control ratio depending on the amount and time the throttle is opened.

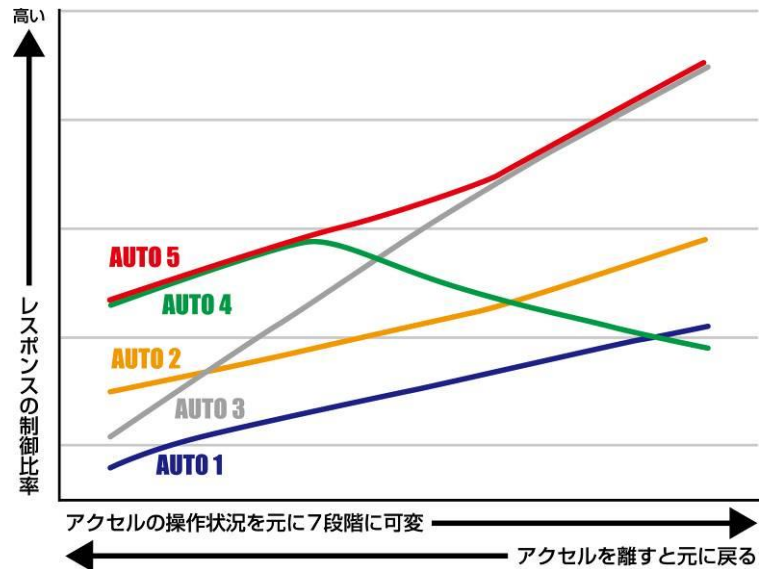
The characteristic of each of the 5 modes are distinct to allow drivers to find their favorite setting.

When acceleration is released, the ratio will mirror the input values.

When the control ratio changes, the bar graph on the monitor will slide.



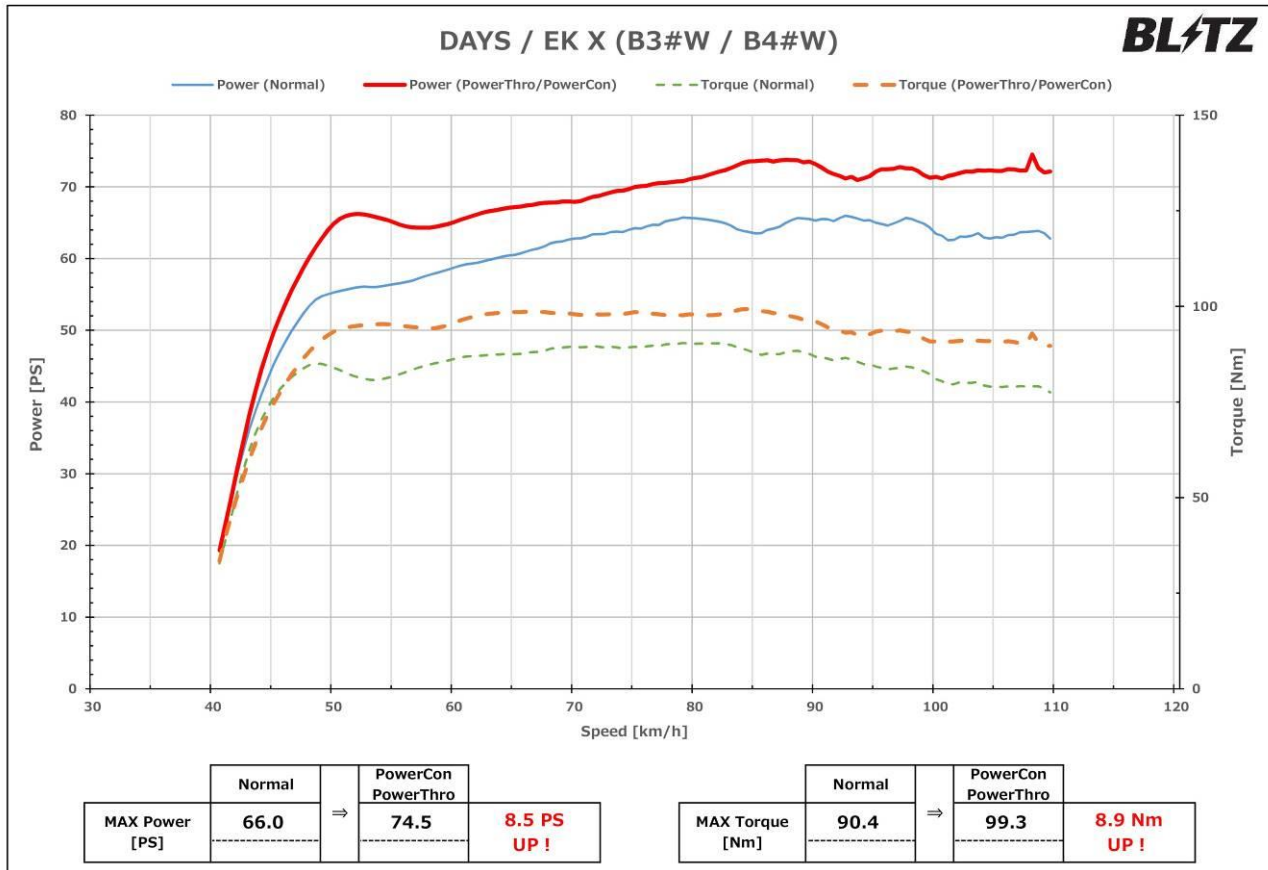
AUTO Mode Control Ratio Display when changing to 4d



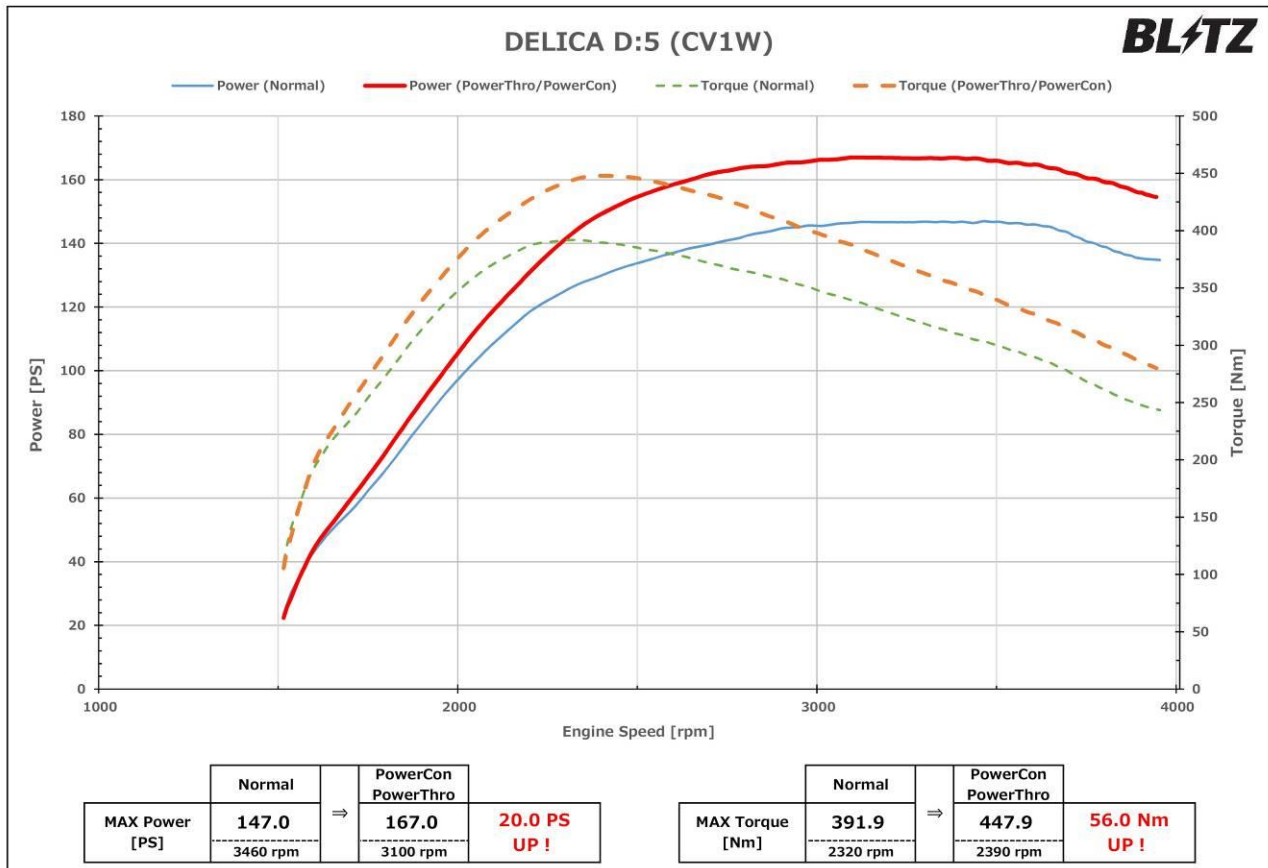
Product Information		
(Code No.)	(JAN Code)	(MSRP)
BPT25	4959094156253	¥ 60,000
BPT26	4959094156260	¥ 50,000
BPT27	4959094156277	¥ 60,000

Information on Compatible Vehicles

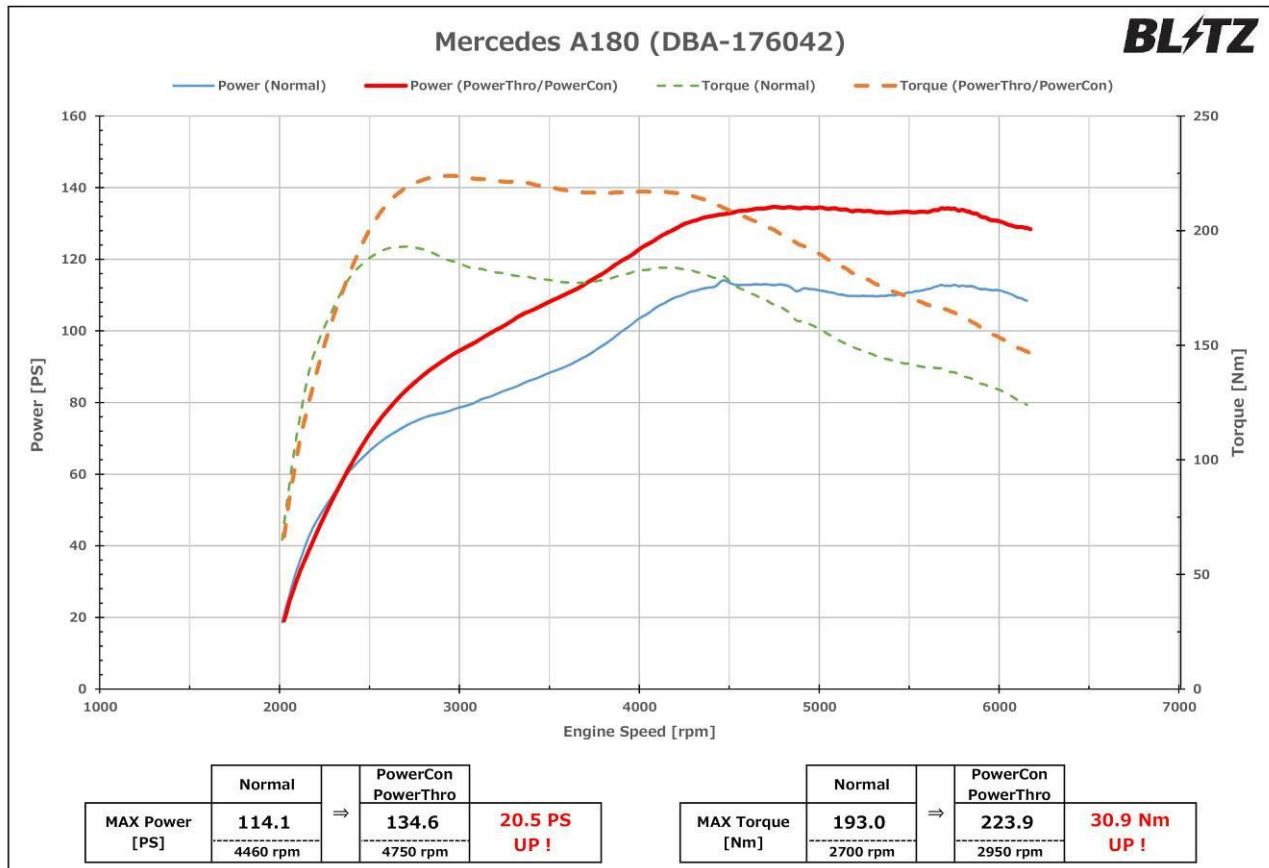
(Vehicle)	(Model Year)	(Model)	(E/G Model)	(T/M)	(Power Added)	(Code No.)
NISSAN						
DAYZ	19/03-	B45W, B48W	BR06 (Turbo)	CVT	8.5PS	BPT26
MITSUBISHI						
eK X	19/03-	B35W, B38W	BR06 (Turbo)	CVT	8.5PS	BPT26
DELICA D:5	19/02-	CV1W	4N14	AT	20.0PS	BPT25
DELICA D:5 URBAN GEAR	19/02-	CV1W	4N14	AT	20.0PS	BPT25
Mercedes						
A180	12/11-18/10	176042	270	AT	20.5PS	BPT27



※グラフ、データは弊社シャーシダイナモでの計測事例です。車両ならびに装着部品、燃料などにより個体差があります。



※グラフ、データは弊社シャーシダイナモでの計測事例です。車両ならびに装着部品、燃料などにより個体差があります。



※グラフ、データは弊社シャーシダイナモでの計測事例です。車両ならびに装着部品、燃料などにより個体差があります。

- ※ Depending on the individual, the sensation for the improved acceleration, response, and power may differ.
- ※ This product can only be installed on vehicles equipped with stock electronic throttle.
- ※ The POWER UP values listed on the product information shows the difference in output between vehicles equipped with PowerThro and stock. All measurements taken by in house chassis dynamo.
- ※ Output may differ depending on the vehicle. Please keep in mind that these values are only for reference.
- ※ The product can be equipped along with the BLITZ AIR FILTER Series and AIR CLEANER Series.
Has not been tested with air filter, air cleaners from other manufacturers.
- ※ Cannot be equipped on vehicles with rewritten ECU (Including BLITZ TUNING ECU), replaced ECU, vehicles equipped with electronic parts attached to the boost sensor or air flow sensor.

For more information on this product and our other lineup, please check the BLITZ POWER SITE listed below.

Release Date : August 28th, 2019 (Wednesday)